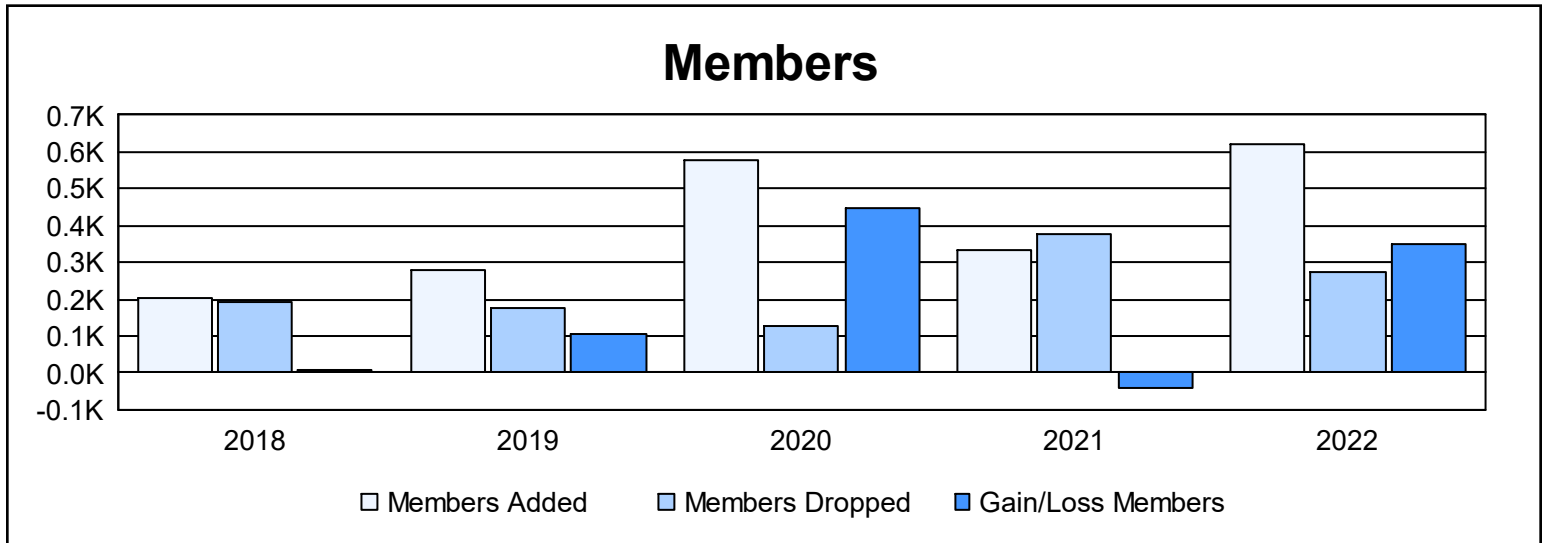
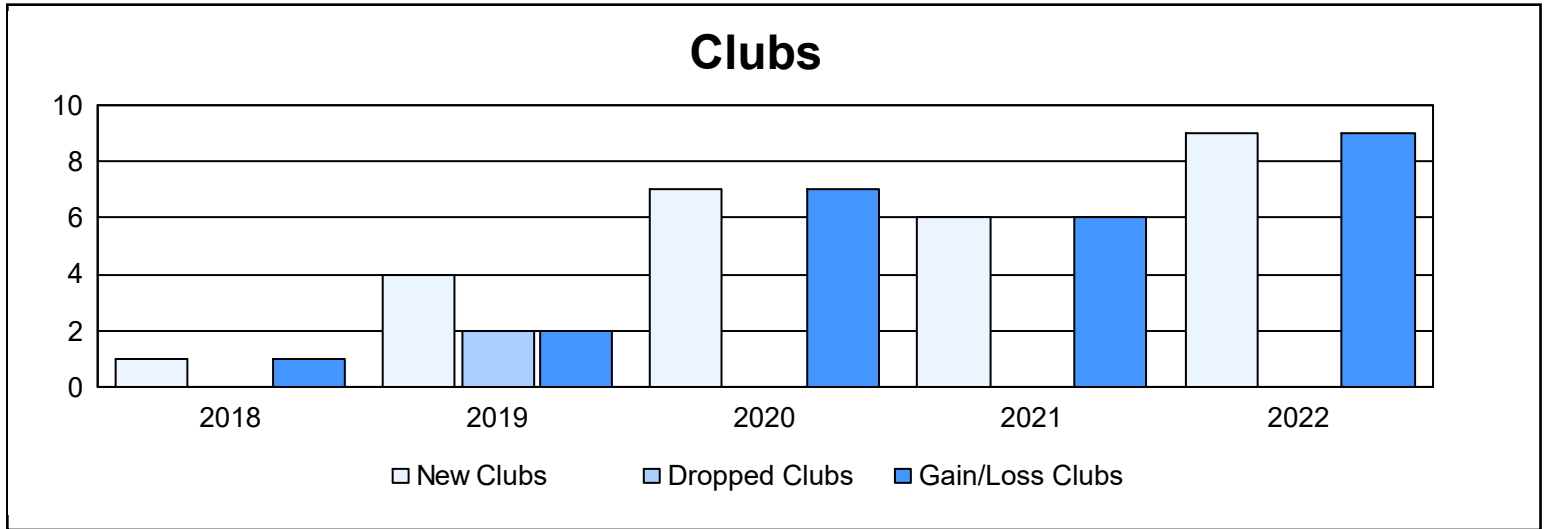
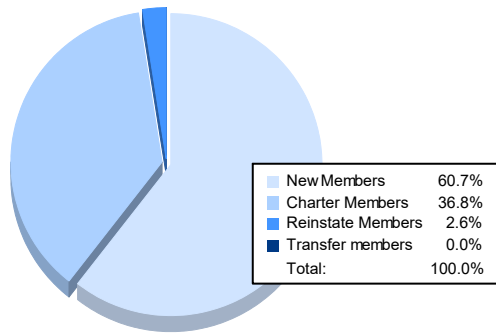


Year	New Clubs	Dropped Clubs	Gain/ Loss Clubs	New Members	Charter Members	Reinstate Members	Transfer Members	Total Member Added	Total Members Dropped	Gain/ Loss Members
2017-2018	1	0	1	162	25	13	1	201	191	10
2018-2019	4	2	2	180	96	3	0	279	175	104
2019-2020	7	0	7	336	221	17	1	575	125	450
2020-2021	6	0	6	165	162	7	0	334	376	-42
2021-2022	9	0	9	378	229	16	0	623	275	348
<b>Average</b>	<b>5</b>	<b>0</b>	<b>5</b>	<b>244</b>	<b>147</b>	<b>11</b>	<b>0</b>	<b>402</b>	<b>228</b>	<b>174</b>



### Membership Composition June 2022 Cumulative



### Gender Composition June 2022 Cumulative

